

**Table 4** Binomial Probability Distribution  $C_{n,r} p^r q^{n-r}$

This table shows the probability of r successes in n independent trials, each with probability of success p.

n	r	p																			
		.01	.05	.10	.15	.20	.25	.30	.35	.40	.45	.50	.55	.60	.65	.70	.75	.80	.85	.90	.95
2	0	.980	.902	.810	.723	.640	.563	.490	.423	.360	.303	.250	.203	.160	.123	.090	.063	.040	.023	.010	.002
	1	.020	.095	.180	.255	.320	.375	.420	.455	.480	.495	.500	.495	.480	.455	.420	.375	.320	.255	.180	.095
	2	.000	.002	.010	.023	.040	.063	.090	.123	.160	.203	.250	.303	.360	.423	.490	.563	.640	.723	.810	.902
3	0	.970	.857	.729	.614	.512	.422	.343	.275	.216	.166	.125	.091	.064	.043	.027	.016	.008	.003	.001	.000
	1	.029	.135	.243	.325	.384	.422	.441	.444	.432	.408	.375	.334	.288	.239	.189	.141	.096	.057	.027	.007
	2	.000	.007	.027	.057	.096	.141	.189	.239	.288	.334	.375	.408	.432	.444	.441	.422	.384	.325	.243	.135
	3	.000	.000	.001	.003	.008	.016	.027	.043	.064	.091	.125	.166	.216	.275	.343	.422	.512	.614	.729	.857
4	0	.961	.815	.656	.522	.410	.316	.240	.179	.130	.092	.062	.041	.026	.015	.008	.004	.002	.001	.000	.000
	1	.039	.171	.292	.368	.410	.422	.412	.384	.346	.300	.250	.200	.154	.112	.076	.047	.026	.011	.004	.000
	2	.001	.014	.049	.098	.154	.211	.265	.311	.346	.368	.375	.368	.346	.311	.265	.211	.154	.098	.049	.014
	3	.000	.000	.004	.011	.026	.047	.076	.112	.154	.200	.250	.300	.346	.384	.412	.422	.410	.368	.292	.171
	4	.000	.000	.000	.001	.002	.004	.008	.015	.026	.041	.062	.092	.130	.179	.240	.316	.410	.522	.656	.815
5	0	.951	.774	.590	.444	.328	.237	.168	.116	.078	.050	.031	.019	.010	.005	.002	.001	.000	.000	.000	.000
	1	.048	.204	.328	.392	.410	.396	.360	.312	.259	.206	.156	.113	.077	.049	.028	.015	.006	.002	.000	.000
	2	.001	.021	.073	.138	.205	.264	.309	.336	.346	.337	.312	.276	.230	.181	.132	.088	.051	.024	.008	.001
	3	.000	.001	.008	.024	.051	.088	.132	.181	.230	.276	.312	.337	.346	.336	.309	.264	.205	.138	.073	.021
	4	.000	.000	.000	.002	.006	.015	.028	.049	.077	.113	.156	.206	.259	.312	.360	.396	.410	.392	.328	.204
	5	.000	.000	.000	.000	.000	.001	.002	.005	.010	.019	.031	.050	.078	.116	.168	.237	.328	.444	.590	.774
6	0	.941	.735	.531	.377	.262	.178	.118	.075	.047	.028	.016	.008	.004	.002	.001	.000	.000	.000	.000	.000
	1	.057	.232	.354	.399	.393	.356	.303	.244	.187	.136	.094	.061	.037	.020	.010	.004	.002	.000	.000	.000
	2	.001	.031	.098	.176	.246	.297	.324	.328	.311	.278	.234	.186	.138	.095	.060	.033	.015	.006	.001	.000
	3	.000	.002	.015	.042	.082	.132	.185	.236	.276	.303	.312	.303	.276	.236	.185	.132	.082	.042	.015	.002
	4	.000	.000	.001	.006	.015	.033	.060	.095	.138	.186	.234	.278	.311	.328	.324	.297	.246	.176	.098	.031
	5	.000	.000	.000	.000	.002	.004	.010	.020	.037	.061	.094	.136	.187	.244	.303	.356	.393	.399	.354	.232
	6	.000	.000	.000	.000	.000	.000	.001	.002	.004	.008	.016	.028	.047	.075	.118	.178	.262	.377	.531	.735
7	0	.932	.698	.478	.321	.210	.133	.082	.049	.028	.015	.008	.004	.002	.001	.000	.000	.000	.000	.000	.000
	1	.066	.257	.372	.396	.367	.311	.247	.185	.131	.087	.055	.032	.017	.008	.004	.001	.000	.000	.000	.000
	2	.002	.041	.124	.210	.275	.311	.318	.299	.261	.214	.164	.117	.077	.047	.025	.012	.004	.001	.000	.000
	3	.000	.004	.023	.062	.115	.173	.227	.268	.290	.292	.273	.239	.194	.144	.097	.058	.029	.011	.003	.000
	4	.000	.000	.003	.011	.029	.058	.097	.144	.194	.239	.273	.292	.290	.268	.227	.173	.115	.062	.023	.004
	5	.000	.000	.000	.001	.004	.012	.025	.047	.077	.117	.164	.214	.261	.299	.318	.311	.275	.210	.124	.041
	6	.000	.000	.000	.000	.000	.001	.004	.008	.017	.032	.055	.087	.131	.185	.247	.311	.367	.396	.372	.257
	7	.000	.000	.000	.000	.000	.000	.001	.002	.004	.008	.015	.028	.049	.082	.133	.210	.321	.478	.698	.932

Table 4 continued

<i>n</i>	<i>r</i>	<i>p</i>																				
		.01	.05	.10	.15	.20	.25	.30	.35	.40	.45	.50	.55	.60	.65	.70	.75	.80	.85	.90	.95	
8	0	.923	.663	.430	.272	.168	.100	.058	.032	.017	.008	.004	.002	.001	.000	.000	.000	.000	.000	.000	.000	.000
	1	.075	.279	.383	.385	.336	.267	.198	.137	.090	.055	.031	.016	.008	.003	.001	.000	.000	.000	.000	.000	.000
	2	.003	.051	.149	.238	.294	.311	.296	.259	.209	.157	.109	.070	.041	.022	.010	.004	.001	.000	.000	.000	.000
	3	.000	.005	.033	.084	.147	.208	.254	.279	.279	.257	.219	.172	.124	.081	.047	.023	.009	.003	.000	.000	.000
	4	.000	.000	.005	.018	.046	.087	.136	.188	.232	.263	.273	.263	.232	.188	.136	.087	.046	.018	.005	.000	.000
	5	.000	.000	.000	.003	.009	.023	.047	.081	.124	.172	.219	.257	.279	.279	.254	.208	.147	.084	.033	.005	.000
	6	.000	.000	.000	.000	.001	.004	.010	.022	.041	.070	.109	.157	.209	.259	.296	.311	.294	.238	.149	.051	.000
	7	.000	.000	.000	.000	.000	.000	.001	.003	.008	.016	.031	.055	.090	.137	.198	.267	.336	.385	.383	.279	.000
	8	.000	.000	.000	.000	.000	.000	.000	.000	.001	.002	.004	.008	.017	.032	.058	.100	.168	.272	.430	.663	.000
9	0	.914	.630	.387	.232	.134	.075	.040	.021	.010	.005	.002	.001	.000	.000	.000	.000	.000	.000	.000	.000	
	1	.083	.299	.387	.368	.302	.225	.156	.100	.060	.034	.018	.008	.004	.001	.000	.000	.000	.000	.000	.000	
	2	.003	.063	.172	.260	.302	.300	.267	.216	.161	.111	.070	.041	.021	.010	.004	.001	.000	.000	.000	.000	
	3	.000	.008	.045	.107	.176	.234	.267	.272	.251	.212	.164	.116	.074	.042	.021	.009	.003	.001	.000	.000	
	4	.000	.001	.007	.028	.066	.117	.172	.219	.251	.260	.246	.213	.167	.118	.074	.039	.017	.005	.001	.000	
	5	.000	.000	.001	.005	.017	.039	.074	.118	.167	.213	.246	.260	.251	.219	.172	.117	.066	.028	.007	.001	
	6	.000	.000	.000	.001	.003	.009	.021	.042	.074	.116	.164	.212	.251	.272	.267	.234	.176	.107	.045	.008	
	7	.000	.000	.000	.000	.000	.001	.004	.010	.021	.041	.070	.111	.161	.216	.267	.300	.302	.260	.172	.063	
	8	.000	.000	.000	.000	.000	.000	.000	.001	.004	.008	.018	.034	.060	.100	.156	.225	.302	.368	.387	.299	
	9	.000	.000	.000	.000	.000	.000	.000	.000	.001	.002	.005	.010	.021	.040	.075	.134	.232	.387	.630	.000	
10	0	.904	.599	.349	.197	.107	.056	.028	.014	.006	.003	.001	.000	.000	.000	.000	.000	.000	.000	.000		
	1	.091	.315	.387	.347	.268	.188	.121	.072	.040	.021	.010	.004	.002	.000	.000	.000	.000	.000	.000		
	2	.004	.075	.194	.276	.302	.282	.233	.176	.121	.076	.044	.023	.011	.004	.001	.000	.000	.000	.000		
	3	.000	.010	.057	.130	.201	.250	.267	.252	.215	.166	.117	.075	.042	.021	.009	.003	.001	.000	.000		
	4	.000	.001	.011	.040	.088	.146	.200	.238	.251	.238	.205	.160	.111	.069	.037	.016	.006	.001	.000		
	5	.000	.000	.001	.008	.026	.058	.103	.154	.201	.234	.246	.234	.201	.154	.103	.058	.026	.008	.001		
	6	.000	.000	.000	.001	.006	.016	.037	.069	.111	.160	.205	.238	.251	.238	.200	.146	.088	.040	.011		
	7	.000	.000	.000	.000	.001	.003	.009	.021	.042	.075	.117	.166	.215	.252	.267	.250	.201	.130	.057		
	8	.000	.000	.000	.000	.000	.000	.001	.004	.011	.023	.044	.076	.121	.176	.233	.282	.302	.276	.194		
	9	.000	.000	.000	.000	.000	.000	.000	.000	.002	.004	.010	.021	.040	.072	.121	.188	.268	.347	.387		
	10	.000	.000	.000	.000	.000	.000	.000	.000	.000	.000	.001	.003	.006	.014	.028	.056	.107	.197	.349		
11	0	.895	.569	.314	.167	.086	.042	.020	.009	.004	.001	.000	.000	.000	.000	.000	.000	.000	.000			
	1	.099	.329	.384	.325	.236	.155	.093	.052	.027	.013	.005	.002	.001	.000	.000	.000	.000	.000			
	2	.005	.087	.213	.287	.295	.258	.200	.140	.089	.051	.027	.013	.005	.002	.001	.000	.000	.000			
	3	.000	.014	.071	.152	.221	.258	.257	.225	.177	.126	.081	.046	.023	.010	.004	.001	.000	.000			
	4	.000	.001	.016	.054	.111	.172	.220	.243	.236	.206	.161	.113	.070	.038	.017	.006	.002	.000			
	5	.000	.000	.002	.013	.039	.080	.132	.183	.221	.236	.226	.193	.147	.099	.057	.027	.010	.002			

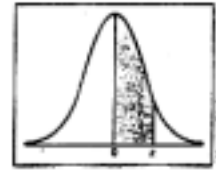


Table 4 continued

n	r	p																			
		.01	.05	.10	.15	.20	.25	.30	.35	.40	.45	.50	.55	.60	.65	.70	.75	.80	.85	.90	.95
16	2	.010	.146	.275	.277	.211	.134	.073	.035	.015	.006	.002	.001	.000	.000	.000	.000	.000	.000	.000	.000
	3	.000	.036	.142	.229	.246	.208	.146	.089	.047	.022	.009	.003	.001	.000	.000	.000	.000	.000	.000	.000
	4	.000	.006	.051	.131	.200	.225	.204	.155	.101	.057	.028	.011	.004	.001	.000	.000	.000	.000	.000	.000
	5	.000	.001	.014	.056	.120	.180	.210	.201	.162	.112	.067	.034	.014	.005	.001	.000	.000	.000	.000	.000
	6	.000	.000	.003	.018	.055	.110	.165	.198	.198	.168	.122	.075	.039	.017	.006	.001	.000	.000	.000	.000
	7	.000	.000	.000	.005	.020	.052	.101	.152	.189	.197	.175	.132	.084	.044	.019	.006	.001	.000	.000	.000
	8	.000	.000	.000	.001	.006	.020	.049	.092	.142	.181	.196	.181	.142	.092	.049	.020	.006	.001	.000	.000
	9	.000	.000	.000	.000	.001	.006	.019	.044	.084	.132	.175	.197	.189	.152	.101	.052	.020	.005	.000	.000
	10	.000	.000	.000	.000	.000	.001	.006	.017	.039	.075	.122	.168	.198	.198	.165	.110	.055	.018	.003	.000
	11	.000	.000	.000	.000	.000	.000	.001	.005	.014	.034	.067	.112	.162	.201	.210	.180	.120	.056	.014	.001
	12	.000	.000	.000	.000	.000	.000	.000	.001	.004	.011	.028	.057	.101	.155	.204	.225	.200	.131	.051	.006
	13	.000	.000	.000	.000	.000	.000	.000	.000	.001	.003	.009	.022	.047	.089	.146	.208	.246	.229	.142	.036
	14	.000	.000	.000	.000	.000	.000	.000	.000	.000	.001	.002	.006	.015	.035	.073	.134	.211	.277	.275	.146
	15	.000	.000	.000	.000	.000	.000	.000	.000	.000	.000	.000	.001	.003	.009	.023	.053	.113	.210	.329	.371
	16	.000	.000	.000	.000	.000	.000	.000	.000	.000	.000	.000	.000	.000	.001	.003	.010	.028	.074	.185	.440
	20	0	.818	.358	.122	.039	.012	.003	.001	.000	.000	.000	.000	.000	.000	.000	.000	.000	.000	.000	.000
1		.165	.377	.270	.137	.058	.021	.007	.002	.000	.000	.000	.000	.000	.000	.000	.000	.000	.000	.000	
2		.016	.189	.285	.229	.137	.067	.028	.010	.003	.001	.000	.000	.000	.000	.000	.000	.000	.000	.000	
3		.001	.060	.190	.243	.205	.134	.072	.032	.012	.004	.001	.000	.000	.000	.000	.000	.000	.000	.000	
4		.000	.013	.090	.182	.218	.190	.130	.074	.035	.014	.005	.001	.000	.000	.000	.000	.000	.000	.000	
5		.000	.002	.032	.103	.175	.202	.179	.127	.075	.036	.015	.005	.001	.000	.000	.000	.000	.000	.000	
6		.000	.000	.009	.045	.109	.169	.192	.171	.124	.075	.037	.015	.005	.001	.000	.000	.000	.000	.000	
7		.000	.000	.002	.016	.055	.112	.164	.184	.166	.122	.074	.037	.015	.005	.001	.000	.000	.000	.000	
8		.000	.000	.000	.005	.022	.061	.114	.161	.180	.162	.120	.073	.035	.014	.004	.001	.000	.000	.000	
9		.000	.000	.000	.001	.007	.027	.065	.116	.160	.177	.160	.119	.071	.034	.012	.003	.000	.000	.000	
10		.000	.000	.000	.000	.002	.010	.031	.069	.117	.159	.176	.159	.117	.069	.031	.010	.002	.000	.000	
11		.000	.000	.000	.000	.000	.003	.012	.034	.071	.119	.160	.177	.160	.116	.065	.027	.007	.001	.000	
12		.000	.000	.000	.000	.000	.001	.004	.014	.035	.073	.120	.162	.180	.161	.114	.061	.022	.005	.000	
13		.000	.000	.000	.000	.000	.000	.001	.005	.015	.037	.074	.122	.166	.184	.164	.112	.055	.016	.002	
14		.000	.000	.000	.000	.000	.000	.000	.001	.005	.015	.037	.075	.124	.171	.192	.169	.109	.045	.009	
15		.000	.000	.000	.000	.000	.000	.000	.000	.001	.005	.015	.036	.075	.127	.179	.202	.175	.103	.032	
16		.000	.000	.000	.000	.000	.000	.000	.000	.000	.001	.005	.014	.035	.074	.130	.190	.218	.182	.090	
17		.000	.000	.000	.000	.000	.000	.000	.000	.000	.000	.001	.004	.012	.032	.072	.134	.205	.243	.190	
18		.000	.000	.000	.000	.000	.000	.000	.000	.000	.000	.000	.001	.003	.010	.028	.067	.137	.229	.285	
19		.000	.000	.000	.000	.000	.000	.000	.000	.000	.000	.000	.000	.000	.002	.007	.021	.058	.137	.270	
20	.000	.000	.000	.000	.000	.000	.000	.000	.000	.000	.000	.000	.000	.000	.001	.003	.012	.039	.122		

**Table 5** Areas of a Standard Normal Distribution

The table entries represent the area under the standard normal curve from 0 to the specified value of  $z$ .



$z$	.00	.01	.02	.03	.04	.05	.06	.07	.08	.09
0.0	.0000	.0040	.0080	.0120	.0160	.0199	.0239	.0279	.0319	.0359
0.1	.0398	.0438	.0478	.0517	.0557	.0596	.0636	.0675	.0714	.0753
0.2	.0793	.0832	.0871	.0910	.0948	.0987	.1026	.1064	.1103	.1141
0.3	.1179	.1217	.1255	.1293	.1331	.1368	.1406	.1443	.1480	.1517
0.4	.1554	.1591	.1628	.1664	.1700	.1736	.1772	.1808	.1844	.1879
0.5	.1915	.1950	.1985	.2019	.2054	.2088	.2123	.2157	.2190	.2224
0.6	.2257	.2291	.2324	.2357	.2389	.2422	.2454	.2486	.2517	.2549
0.7	.2580	.2611	.2642	.2673	.2704	.2734	.2764	.2794	.2823	.2852
0.8	.2881	.2910	.2939	.2967	.2995	.3023	.3051	.3078	.3106	.3133
0.9	.3159	.3186	.3212	.3238	.3264	.3289	.3315	.3340	.3365	.3389
1.0	.3413	.3438	.3461	.3485	.3508	.3531	.3554	.3577	.3599	.3621
1.1	.3643	.3665	.3686	.3708	.3729	.3749	.3770	.3790	.3810	.3830
1.2	.3849	.3869	.3888	.3907	.3925	.3944	.3962	.3980	.3997	.4015
1.3	.4032	.4049	.4066	.4082	.4099	.4115	.4131	.4147	.4162	.4177
1.4	.4192	.4207	.4222	.4236	.4251	.4265	.4279	.4292	.4306	.4319
1.5	.4332	.4345	.4357	.4370	.4382	.4394	.4406	.4418	.4429	.4441
1.6	.4452	.4463	.4474	.4484	.4495	.4505	.4515	.4525	.4535	.4545
1.7	.4554	.4564	.4573	.4582	.4591	.4599	.4608	.4616	.4625	.4633
1.8	.4641	.4649	.4656	.4664	.4671	.4678	.4686	.4693	.4699	.4706
1.9	.4713	.4719	.4726	.4732	.4738	.4744	.4750	.4756	.4761	.4767
2.0	.4772	.4778	.4783	.4788	.4793	.4798	.4803	.4808	.4812	.4817
2.1	.4821	.4826	.4830	.4834	.4838	.4842	.4846	.4850	.4854	.4857
2.2	.4861	.4864	.4868	.4871	.4875	.4878	.4881	.4884	.4887	.4890
2.3	.4893	.4896	.4898	.4901	.4904	.4906	.4909	.4911	.4913	.4916
2.4	.4918	.4920	.4922	.4925	.4927	.4929	.4931	.4932	.4934	.4936
2.5	.4938	.4940	.4941	.4943	.4945	.4946	.4948	.4949	.4951	.4952
2.6	.4953	.4955	.4956	.4957	.4959	.4960	.4961	.4962	.4963	.4964
2.7	.4965	.4966	.4967	.4968	.4969	.4970	.4971	.4972	.4973	.4974
2.8	.4974	.4975	.4976	.4977	.4977	.4978	.4979	.4979	.4980	.4981
2.9	.4981	.4982	.4982	.4983	.4984	.4984	.4985	.4985	.4986	.4986
3.0	.4987	.4987	.4987	.4988	.4988	.4989	.4989	.4989	.4990	.4990
3.1	.4990	.4991	.4991	.4991	.4992	.4992	.4992	.4992	.4993	.4993
3.2	.4993	.4993	.4994	.4994	.4994	.4994	.4994	.4995	.4995	.4995
3.3	.4995	.4995	.4995	.4996	.4996	.4996	.4996	.4996	.4996	.4997
3.4	.4997	.4997	.4997	.4997	.4997	.4997	.4997	.4997	.4997	.4998
3.5	.4998	.4998	.4998	.4998	.4998	.4998	.4998	.4998	.4998	.4998
3.6	.4998	.4998	.4998	.4999	.4999	.4999	.4999	.4999	.4999	.4999

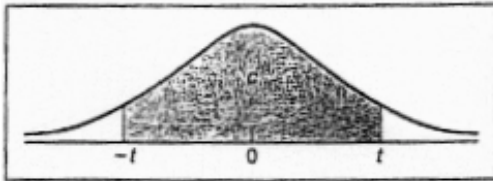
For values of  $z$  greater than or equal to 3.70, use 0.4999 to approximate the shaded area under the standard normal curve.

**Table 6** Student's t Distribution

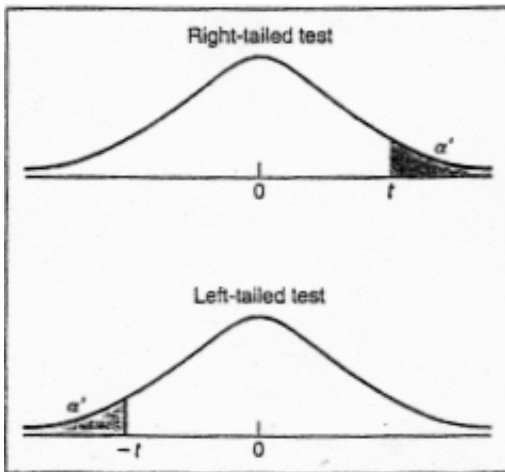
Student's t values generated by Minitab Version 9.2

	<b>c</b>	0.750	0.800	0.850	0.900	0.950	0.980	0.990
	<b>a'</b>	0.125	0.100	0.075	0.050	0.025	0.010	0.005
	<b>a''</b>	0.250	0.200	0.150	0.100	0.050	0.020	0.010
	<b>d.f.</b>							
	1	2.414	3.078	4.165	6.314	12.706	31.821	63.657
	2	1.604	1.886	2.282	2.920	4.303	6.965	9.925
	3	1.423	1.638	1.924	2.353	3.182	4.541	5.841
	4	1.344	1.533	1.778	2.132	2.776	3.747	4.604
	5	1.301	1.476	1.699	2.015	2.571	3.365	4.032
	6	1.273	1.440	1.650	1.943	2.447	3.143	3.707
	7	1.254	1.415	1.617	1.895	2.365	2.998	3.499
	8	1.240	1.397	1.592	1.860	2.306	2.896	3.355
	9	1.230	1.383	1.574	1.833	2.262	2.821	3.250
	10	1.221	1.372	1.559	1.812	2.228	2.764	3.169
	11	1.214	1.363	1.548	1.796	2.201	2.718	3.106
	12	1.209	1.356	1.538	1.782	2.179	2.681	3.055
	13	1.204	1.350	1.530	1.771	2.160	2.650	3.012
	14	1.200	1.345	1.523	1.761	2.145	2.624	2.977
	15	1.197	1.341	1.517	1.753	2.131	2.602	2.947
	16	1.194	1.337	1.512	1.746	2.120	2.583	2.921
	17	1.191	1.333	1.508	1.740	2.110	2.567	2.898
	18	1.189	1.330	1.504	1.734	2.101	2.552	2.878
	19	1.187	1.328	1.500	1.729	2.093	2.539	2.861
	20	1.185	1.325	1.497	1.725	2.086	2.528	2.845
	21	1.183	1.323	1.494	1.721	2.080	2.518	2.831
	22	1.182	1.321	1.492	1.717	2.074	2.508	2.819
	23	1.180	1.319	1.489	1.714	2.069	2.500	2.807
	24	1.179	1.318	1.487	1.711	2.064	2.492	2.797
	25	1.178	1.316	1.485	1.708	2.060	2.485	2.787
	26	1.177	1.315	1.483	1.706	2.056	2.479	2.779
	27	1.176	1.314	1.482	1.703	2.052	2.473	2.771
	28	1.175	1.313	1.480	1.701	2.048	2.467	2.763
	29	1.174	1.311	1.479	1.699	2.045	2.462	2.756
	30	1.173	1.310	1.477	1.697	2.042	2.457	2.750
	35	1.170	1.306	1.472	1.690	2.030	2.438	2.724
	40	1.167	1.303	1.468	1.684	2.021	2.423	2.704
	45	1.165	1.301	1.465	1.679	2.014	2.412	2.690
	50	1.164	1.299	1.462	1.676	2.009	2.403	2.678
	55	1.163	1.297	1.460	1.673	2.004	2.396	2.668
	60	1.162	1.296	1.458	1.671	2.000	2.390	2.660
	90	1.158	1.291	1.452	1.662	1.987	2.369	2.632
	120	1.156	1.289	1.449	1.658	1.980	2.358	2.617
	cc	1.15	1.28	1.44	1.645	1.96	2.33	2.58

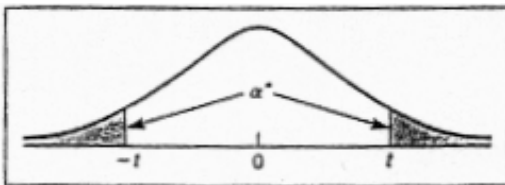
c is a confidence level:



a' is the level of significance for a one-tailed test:

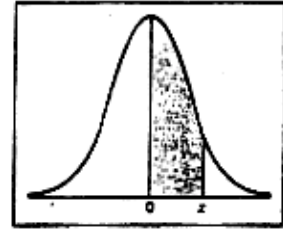


a'' is the level of significance for a two-tailed test



Areas of a Standard Normal Distribution

The table entries represent the area under the standard normal curve from 0 to the specified value of  $z$ .



$z$	.00	.01	.02	.03	.04	.05	.06	.07	.08	.09
0.0	.0000	.0040	.0080	.0120	.0160	.0199	.0239	.0279	.0319	.0359
0.1	.0398	.0438	.0478	.0517	.0557	.0596	.0636	.0675	.0714	.0753
0.2	.0793	.0832	.0871	.0910	.0948	.0987	.1026	.1064	.1103	.1141
0.3	.1179	.1217	.1255	.1293	.1331	.1368	.1406	.1443	.1480	.1517
0.4	.1554	.1591	.1628	.1664	.1700	.1736	.1772	.1808	.1844	.1879
0.5	.1915	.1950	.1985	.2019	.2054	.2088	.2123	.2157	.2190	.2224
0.6	.2257	.2291	.2324	.2357	.2389	.2422	.2454	.2486	.2517	.2549
0.7	.2580	.2611	.2642	.2673	.2704	.2734	.2764	.2794	.2823	.2852
0.8	.2881	.2910	.2939	.2967	.2995	.3023	.3051	.3078	.3106	.3133
0.9	.3159	.3186	.3212	.3238	.3264	.3289	.3315	.3340	.3365	.3389
1.0	.3413	.3438	.3461	.3485	.3508	.3531	.3554	.3577	.3599	.3621
1.1	.3643	.3665	.3686	.3708	.3729	.3749	.3770	.3790	.3810	.3830
1.2	.3849	.3869	.3888	.3907	.3925	.3944	.3962	.3980	.3997	.4015
1.3	.4032	.4049	.4066	.4082	.4099	.4115	.4131	.4147	.4162	.4177
1.4	.4192	.4207	.4222	.4236	.4251	.4265	.4279	.4292	.4306	.4319
1.5	.4332	.4345	.4357	.4370	.4382	.4394	.4406	.4418	.4429	.4441
1.6	.4452	.4463	.4474	.4484	.4495	.4505	.4515	.4525	.4535	.4545
1.7	.4554	.4564	.4573	.4582	.4591	.4599	.4608	.4616	.4625	.4633
1.8	.4641	.4649	.4656	.4664	.4671	.4678	.4686	.4693	.4699	.4706
1.9	.4713	.4719	.4726	.4732	.4738	.4744	.4750	.4756	.4761	.4767
2.0	.4772	.4778	.4783	.4788	.4793	.4798	.4803	.4808	.4812	.4817
2.1	.4821	.4826	.4830	.4834	.4838	.4842	.4846	.4850	.4854	.4857
2.2	.4861	.4864	.4868	.4871	.4875	.4878	.4881	.4884	.4887	.4890
2.3	.4893	.4896	.4898	.4901	.4904	.4906	.4909	.4911	.4913	.4916
2.4	.4918	.4920	.4922	.4925	.4927	.4929	.4931	.4932	.4934	.4936
2.5	.4938	.4940	.4941	.4943	.4945	.4946	.4948	.4949	.4951	.4952
2.6	.4953	.4955	.4956	.4957	.4959	.4960	.4961	.4962	.4963	.4964
2.7	.4965	.4966	.4967	.4968	.4969	.4970	.4971	.4972	.4973	.4974
2.8	.4974	.4975	.4976	.4977	.4977	.4978	.4979	.4979	.4980	.4981
2.9	.4981	.4982	.4982	.4983	.4984	.4984	.4985	.4985	.4986	.4986
3.0	.4987	.4987	.4987	.4988	.4988	.4989	.4989	.4989	.4990	.4990
3.1	.4990	.4991	.4991	.4991	.4992	.4992	.4992	.4992	.4993	.4993
3.2	.4993	.4993	.4994	.4994	.4994	.4994	.4994	.4995	.4995	.4995
3.3	.4995	.4995	.4995	.4996	.4996	.4996	.4996	.4996	.4996	.4997
3.4	.4997	.4997	.4997	.4997	.4997	.4997	.4997	.4997	.4997	.4998
3.5	.4998	.4998	.4998	.4998	.4998	.4998	.4998	.4998	.4998	.4998
3.6	.4998	.4998	.4998	.4999	.4999	.4999	.4999	.4999	.4999	.4999

For values of  $z$  greater than or equal to 3.70, use 0.4999 to approximate the shaded area under the standard normal curve.