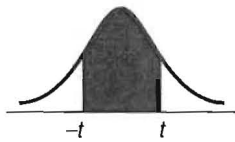
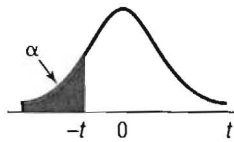


Appendix B

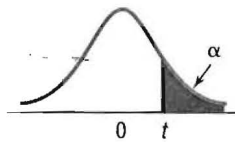
B.2 Student's *t* Distribution



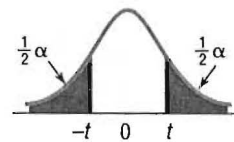
Confidence interval



Left-tailed test



Right-tailed test



Two-tailed test

Confidence Intervals, <i>c</i>						
<i>df</i>	80%	90%	95%	98%	99%	99.9%
	Level of Significance for One-Tailed Test, α					
	0.10	0.05	0.025	0.01	0.005	0.0005
	Level of Significance for Two-Tailed Test, α					
	0.20	0.10	0.05	0.02	0.01	0.001
1	3.078	6.314	12.706	31.821	63.657	636.619
2	1.886	2.920	4.303	6.965	9.925	31.599
3	1.638	2.353	3.182	4.541	5.841	12.924
4	1.533	2.132	2.776	3.747	4.604	8.610
5	1.476	2.015	2.571	3.365	4.032	6.869
6	1.440	1.943	2.447	3.143	3.707	5.959
7	1.415	1.895	2.365	2.998	3.499	5.408
8	1.397	1.860	2.306	2.896	3.355	5.041
9	1.383	1.833	2.262	2.821	3.250	4.781
10	1.372	1.812	2.228	2.764	3.169	4.587
11	1.363	1.796	2.201	2.718	3.106	4.437
12	1.356	1.782	2.179	2.681	3.055	4.318
13	1.350	1.771	2.160	2.650	3.012	4.221
14	1.345	1.761	2.145	2.624	2.977	4.140
15	1.341	1.753	2.131	2.602	2.947	4.073
16	1.337	1.746	2.120	2.583	2.921	4.015
17	1.333	1.740	2.110	2.567	2.898	3.965
18	1.330	1.734	2.101	2.552	2.878	3.922
19	1.328	1.729	2.093	2.539	2.861	3.883
20	1.325	1.725	2.086	2.528	2.845	3.850
21	1.323	1.721	2.080	2.518	2.831	3.819
22	1.321	1.717	2.074	2.508	2.819	3.792
23	1.319	1.714	2.069	2.500	2.807	3.768
24	1.318	1.711	2.064	2.492	2.797	3.745
25	1.316	1.708	2.060	2.485	2.787	3.725
26	1.315	1.706	2.056	2.479	2.779	3.707
27	1.314	1.703	2.052	2.473	2.771	3.690
28	1.313	1.701	2.048	2.467	2.763	3.674
29	1.311	1.699	2.045	2.462	2.756	3.659
30	1.310	1.697	2.042	2.457	2.750	3.646
31	1.309	1.696	2.040	2.453	2.744	3.633
32	1.309	1.694	2.037	2.449	2.738	3.622
33	1.308	1.692	2.035	2.445	2.733	3.611
34	1.307	1.691	2.032	2.441	2.728	3.601
35	1.306	1.690	2.030	2.438	2.724	3.591

Confidence Intervals, <i>c</i>						
<i>df</i>	80%	90%	95%	98%	99%	99.9%
	Level of Significance for One-Tailed Test, α					
	0.10	0.05	0.025	0.01	0.005	0.0005
	Level of Significance for Two-Tailed Test, α					
	0.20	0.10	0.05	0.02	0.01	0.001
36	1.306	1.688	2.028	2.434	2.719	3.582
37	1.305	1.687	2.026	2.431	2.715	3.574
38	1.304	1.686	2.024	2.429	2.712	3.566
39	1.304	1.685	2.023	2.426	2.708	3.558
40	1.303	1.684	2.021	2.423	2.704	3.551
41	1.303	1.683	2.020	2.421	2.701	3.544
42	1.302	1.682	2.018	2.418	2.698	3.538
43	1.302	1.681	2.017	2.416	2.695	3.532
44	1.301	1.680	2.015	2.414	2.692	3.526
45	1.301	1.679	2.014	2.412	2.690	3.520
46	1.300	1.679	2.013	2.410	2.687	3.515
47	1.300	1.678	2.012	2.408	2.685	3.510
48	1.299	1.677	2.011	2.407	2.682	3.505
49	1.299	1.677	2.010	2.405	2.680	3.500
50	1.299	1.676	2.009	2.403	2.678	3.496
51	1.298	1.675	2.008	2.402	2.676	3.492
52	1.298	1.675	2.007	2.400	2.674	3.488
53	1.298	1.674	2.006	2.399	2.672	3.484
54	1.297	1.674	2.005	2.397	2.670	3.480
55	1.297	1.673	2.004	2.396	2.668	3.476
56	1.297	1.673	2.003	2.395	2.667	3.473
57	1.297	1.672	2.002	2.394	2.665	3.470
58	1.296	1.672	2.002	2.392	2.663	3.466
59	1.296	1.671	2.001	2.391	2.662	3.463
60	1.296	1.671	2.000	2.390	2.660	3.460
61	1.296	1.670	2.000	2.389	2.659	3.457
62	1.295	1.670	1.999	2.388	2.657	3.454
63	1.295	1.669	1.998	2.387	2.656	3.452
64	1.295	1.669	1.998	2.386	2.655	3.449
65	1.295	1.669	1.997	2.385	2.654	3.447
66	1.295	1.668	1.997	2.384	2.652	3.444
67	1.294	1.668	1.996	2.383	2.651	3.442
68	1.294	1.668	1.995	2.382	2.650	3.439
69	1.294	1.667	1.995	2.382	2.649	3.437
70	1.294	1.667	1.994	2.381	2.648	3.435

(continued)

Appendix B

B.2 Student's *t* Distribution (*concluded*)

Confidence Intervals, <i>c</i>						
<i>df</i>	80%	90%	95%	98%	99%	99.9%
	Level of Significance for One-Tailed Test, α					
	0.10	0.05	0.025	0.01	0.005	0.0005
	Level of Significance for Two-Tailed Test, α					
	0.20	0.10	0.05	0.02	0.01	0.001
71	1.294	1.667	1.994	2.380	2.647	3.433
72	1.293	1.666	1.993	2.379	2.646	3.431
73	1.293	1.666	1.993	2.379	2.645	3.429
74	1.293	1.666	1.993	2.378	2.644	3.427
75	1.293	1.665	1.992	2.377	2.643	3.425
76	1.293	1.665	1.992	2.376	2.642	3.423
77	1.293	1.665	1.991	2.376	2.641	3.421
78	1.292	1.665	1.991	2.375	2.640	3.420
79	1.292	1.664	1.990	2.374	2.640	3.418
80	1.292	1.664	1.990	2.374	2.639	3.416
81	1.292	1.664	1.990	2.373	2.638	3.415
82	1.292	1.664	1.989	2.373	2.637	3.413
83	1.292	1.663	1.989	2.372	2.636	3.412
84	1.292	1.663	1.989	2.372	2.636	3.410
85	1.292	1.663	1.988	2.371	2.635	3.409
86	1.291	1.663	1.988	2.370	2.634	3.407
87	1.291	1.663	1.988	2.370	2.634	3.406
88	1.291	1.662	1.987	2.369	2.633	3.405

Confidence Intervals, <i>c</i>						
<i>df</i>	80%	90%	95%	98%	99%	99.9%
	Level of Significance for One-Tailed Test, α					
	0.10	0.05	0.025	0.01	0.005	0.0005
	Level of Significance for Two-Tailed Test, α					
	0.20	0.10	0.05	0.02	0.01	0.001
89	1.291	1.662	1.987	2.369	2.632	3.403
90	1.291	1.662	1.987	2.368	2.632	3.402
91	1.291	1.662	1.986	2.368	2.631	3.401
92	1.291	1.662	1.986	2.368	2.630	3.399
93	1.291	1.661	1.986	2.367	2.630	3.398
94	1.291	1.661	1.986	2.367	2.629	3.397
95	1.291	1.661	1.985	2.366	2.629	3.396
96	1.290	1.661	1.985	2.366	2.628	3.395
97	1.290	1.661	1.985	2.365	2.627	3.394
98	1.290	1.661	1.984	2.365	2.627	3.393
99	1.290	1.660	1.984	2.365	2.626	3.392
100	1.290	1.660	1.984	2.364	2.626	3.390
120	1.289	1.658	1.980	2.358	2.617	3.373
140	1.288	1.656	1.977	2.353	2.611	3.361
160	1.287	1.654	1.975	2.350	2.607	3.352
180	1.286	1.653	1.973	2.347	2.603	3.345
200	1.286	1.653	1.972	2.345	2.601	3.340
∞	1.282	1.645	1.960	2.326	2.576	3.291